

# Superior

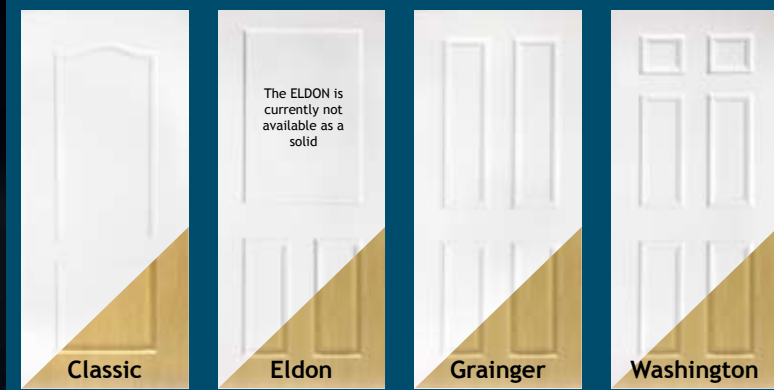
Internal UPVc Doors



**THE UPVC  
COMPANY**  
WINDOWS • DOORS • CONSERVATORIES  
ROOFLINE • SOLAR

# Solid Door Styles & Colours Available/ Frequently Asked Questions

## Traditional grained skin styles available in White and Beech



## 'TIC' skin styles available in White and Ivory



### Q. How are doors manufactured?

**A.** A 60mm subframe of MDF which allows trimming of up to 25mm per side and an extra high density polystyrene core for insulation giving six times the insulation value of a traditional interior door and improved impact resistance. The doors are finished using a 1mm UPVc plastic coating on either side. The 35mm sides of the door can either be edgebanded using white plastic or edgetrimmed by using a central groove in the door and a capped strip. The edgetrim can be flat or rebated; the rebated one will facilitate the hinge without the need for cutting out. Lock blocks are fitted centrally to both sides of the door, this eliminates potential mis-fitting of latches and other hardware.

### Q. What styles are available?

**A.** There are currently 12 different styles available.

### Q. Is there a choice of colour?

**A.** White is obviously the most popular colour and these doors can be edgebanded or edgetrimmed. Beech is available in certain styles with edgetrim only. We also supply Ivory coloured TIC style doors. They are only available edgebanded. Colours are UV stable.

### Q. What is the maximum and minimum sizes?

**A.** Doors are manufactured to customers own specifications, bespoke. The max height is 2070mm (81.5in), max width is 864mm (34in), min width size is 450mm (17.75in) depending on door style. In some instances the moulds on the door will determine the size. See specifications shown for individual styles.

### Q. How easy are they to fit?

**A.** Fitting is the same principle as a traditional wooden door using linear or metric measurements.

### Q. If a Fire Door is required, do you manufacture?

**A.** Yes. A 30-minute fire rated door is available in several different styles certified to British Standard.

### Q. Do you have a choice of door skin covering?

**A.** There are currently 2 types of skin, the traditional woodgrain effect or a tic skin (impregnated UPVc covering marked to create a grain effect).

### Q. Do you need to paint the doors?

**A.** No. Doors are maintenance free and require only an occasional wipe down.

### Q. Do the joints crack or move over time as traditional doors?

**A.** No. There can be no movement due to the manufacturing process.

### Q. Does the door warp?

**A.** No. This should not be possible.

### Q. I would like a set of French doors?

**A.** Any of our doors can be used as French doors, whether complementing the hall, conservatory entrance or separating living room from the dining room. We have a unique French door trim which requires no rebating.

### Q. Do you supply handles?

**A.** Yes. We have options available with chrome or brass handles. We also have latches, hinges, thumb turn locks and star keys available if required.

### Q. We would like to use UPVc doors for a wardrobe?

**A.** Doors can be adapted depending on style.

### Q. Can a Loft hatch be manufactured?

**A.** Yes, cut to size. This will also be insulated to prevent heat loss.

### Q. Is a guarantee offered?

**A.** Yes. A 3-year guarantee is given with internal doors from date of manufacture subject to terms and conditions, but please retain invoice.

### Q. We have an awkward cupboard door, is it possible to supply?

**A.** Yes. Depending on size and style most openings can be accommodated. A matching grained flat panel is a good solution to this problem.

### Q. Is the glass toughened on glazed doors?

**A.** Yes. All glass used is manufactured to 4mm and toughened to BSEN Standards, stamped with a kite mark.

### Q. Are there any restrictions on glass designs?

**A.** No. A fully comprehensive range of designs are available as stock as seen in our brochures but individual requirements can always be discussed. Different styles of glass can be adapted to fit several types of doors, the choice is just about unlimited.

### Q. Can we have obscure glass for privacy?

**A.** Yes. We have many types of glass available to provide various levels of privacy.

### Q. Clear glass or decorative?

**A.** As all glass is produced in-house, virtually any options are available. By using lead and bevels in different combinations most designs can be created. We have an extensive range of coloured films and we are now producing resin lead work.

### Q. Is it possible to have a Bi-fold door?

**A.** Yes certainly. Using 4 of the styles currently available, subject to size limitations.

### Q. Can a side panel be matched to the door?

**A.** Yes. Glazing can be adapted to match most doors.

### Q. Is skirting board or architrave available?

**A.** We stock a range of PVC coated skirting, architrave, cover boards, window boards and stop latts in different sizes and widths. See back inside cover for further details.





### Eldon Andromeda

A multiple glass bevel design that creates an image of quality and class. Shown using gold leadwork on clear glass.



### Eldon Expression

We use glass bevels and silver leadwork on clear glass to create a clean bright attractive finish.



### Eldon Crystal Jewel

This modern design is made using straight crystal cut lines and faceted polished glass jewels onto clear glass.



### Eldon Sandblast Victorian

A very popular sandblast pattern, complemented with traditional antique leadwork helps make this one of our most popular doors.




### Eldon Galaxy

This design uses traditional silver lead and glass bevels on clear glass. Simplicity is the key to this design.



### Eldon (French doors) Decra Fusion 1

Shown here as a set of French doors. The design has been created to run through with each side and is made using sandblast and a set of fused tiles finished in traditional silver lead. The design is available for single doors if required. French door sets come with a central rebated strip.



**Classic 2  
Starburst**

This design is one of our most popular because of the modern look and easy on the eye layout. It is made using glass bevels and leadwork. Various options such as sandblast and leading on Stippolyte are also available. Shown with silver lead on clear glass. Also available as a Classic 1.



**Classic 1  
Sandblast  
Mackintosh**

This Classic Rennie Mackintosh design is brought into the modern era using a combination of sandblast techniques to give a very attractive finish to this door.



**Classic 1  
Fusion  
(Blue)**

A sandblast design that is enhanced by the use of fused glass tiles. They are shown in blue but are available in a wide variety of colours.



**Classic 1  
Sandblast  
Starburst**

The Starburst design is shown with a sandblast background and clear bevels with silver leadwork. The sandblast helps create an obscurity factor without taking away any of the light. The design can be fully sandblast if required.




**Classic 1  
Georgian  
Lead**

A simple but effective look is achieved in this door by the use of traditional lead. The door is shown using gold on clear glass but a selection of traditional lead colours are available. The number of squares is also adjustable if required.



**Classic 1  
Diamond  
Sparkle**

The design is made up using a host of smaller sized glass bevels and finished off with traditional lead and textured films for the border. Shown with silver lead on clear glass.



**Classic 1  
Bespoke Glass**

This door gives a hint at what we are capable of creating. The design shown is a sandblast image of Winnie the Pooh. These kind of bespoke designs are really popular for the childrens bedrooms and can be customised to also include names etc. We have our own in-house design studio and are capable of producing almost any design you may require subject to the current copyright laws. Sample shown is a modified version.



## Classic 1 Galaxy

A very popular design using traditional silver lead and glass bevels on clear glass. The design can also incorporate sandblast if required.




## Classic 1 Obscure Glass

A simple glazed door shown with Chantilly glass. A full selection of patterned glass is available. See back cover for available options.



## Classic 1 Rose Sash

The design shown is a perfect example of how the use of antique lead on Minster patterned glass can help enhance the look of the traditional Classic style door.



## Classic 1 Rennie Mackintosh

The design is based around the famous Mackintosh style. The coloured film can be easily changed to suit your needs if required and is finished using traditional leadwork. It is shown on Minster patterned glass with silver leadwork.



## Classic 1 (French doors) Sandblast Mackintosh

The Classic Mackintosh shown as French doors. The design is handed to create the impression of flowing through both doors. French door sets come with a central rebated strip.



## Classic 1 Sandblast Floral Brocade

The sandblast Brocade design is very popular. It is a sandblast glass with the design shown left clear. The design can be produced in reverse whereby the design is sandblast and the main portion of the glass is clear.

Width Min: 510mm(20<sup>1</sup>/<sub>16</sub>"") Max: 864mm(34")  
Height Min: 1830mm(72") Max: 2070mm(81<sup>1</sup>/<sub>2</sub>"")




# Washington



**Washington 4**  
**Diamond Bevels on Stippolyte**

Our Washington style door shown with a glazed option that shows traditional gold lead and glass diamond bevels that has been leaded onto the obscure style glass known as Stippolyte.



**Washington 6**  
**Decra Resin 3**

Shown with a glazed option that shows black fusion tiles with a black liquid resin pattern on clear glass. Can be produced directly onto Stippolyte obscure patterned glass if required which helps create more privacy.



**Washington 2**  
**Sandblast Border**

The effective sandblast glass with a clear border gives a fresh, simplistic look to the door.

All Washington glazed doors are available in a 2, 4 or 6 panel option.

# Grainger



**Grainger 2**  
**Callini**

A more intricate sandblast design, this time concentrating the focus around a single centre clear glass bevel. A choice of coloured bevels are available. Design shown with a blue centre bevel.



**Grainger 2**  
**Black Fusion**

This dual glazed style door is a very popular choice and comes with a wide selection of glazing options. The black fused tiles help to complement the attractive sandblast design.



**Grainger 2**  
**Campsie**

A simple but effective traditional lead and glass bevel design. This design is also available for side panels and bi-folds. Shown with silver leadwork on clear glass.



**Grainger 2**  
**Decra Resin 2**

This design uses the black liquid resin outline onto clear glass to create a pattern which is enhanced by the use of black fused tiles. Other coloured tiles are available. Can be produced directly onto Stippolyte obscure patterned glass if required.



## Grainger 2 Fusion 2 (Blue)

The glass option contains a sandblast pattern enhanced with coloured fused tiles. This image shows blue tiles but other colours are available.




## Grainger 4 Sandblast Border

The effective sandblast glass with a clear border gives a fresh, simple look to the door. Also available as a Grainger 2.



## Grainger 2 Abstract Dingwall

A really modern style of design has been created using various glass bevels and styles of film, finished using traditional antique lead.



## Grainger 2 Sandblast Victorian

A very popular sandblast pattern, complemented by traditional antique leadwork helps make this a very appealing door.



## Grainger 2 Sandblast Bo'Ness

An attractive sandblast design is used to showcase this door.



## Grainger 2 (French doors) Decra Resin 1

The Decra Resin 1 shown as French doors. We use a unique French door trim which requires no rebating. This design uses the black liquid resin outline on clear glass to create a pattern which is enhanced by the use of black fused tiles. Other coloured tiles are available. Can be produced directly onto Stippolyte obscure patterned glass if required.

Our Grainger style door is available as a full glazed option with 4 panels glazed as well as our standard 2 panels.

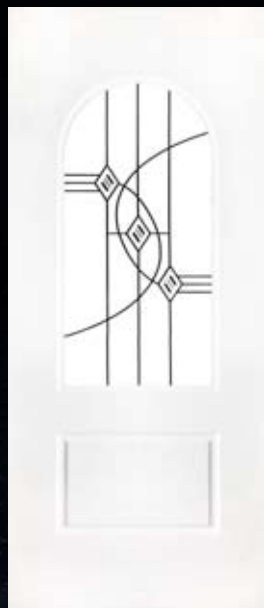
# Arched Top

# Contemporary



**Arched Top  
Sandblast Regal**

An attractive sandblast design finished with clear glass bevels. No lead is used on this design. The clear sections have been darkened to clarify the design.



**Arched Top  
Montrose**

Coloured fusion tiles, traditional antique leadwork and sandblast effect film on clear glass help create a stunning design. Shown with black tiles. Other coloured tiles are available.



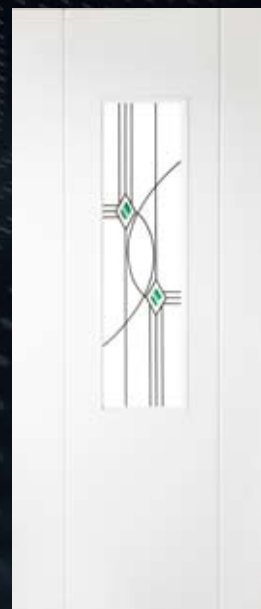
**Contemporary  
Sandblast  
Oban**

A design that consists of the latest clear fused patterned tiles, simply positioned and surrounded by sandblast.



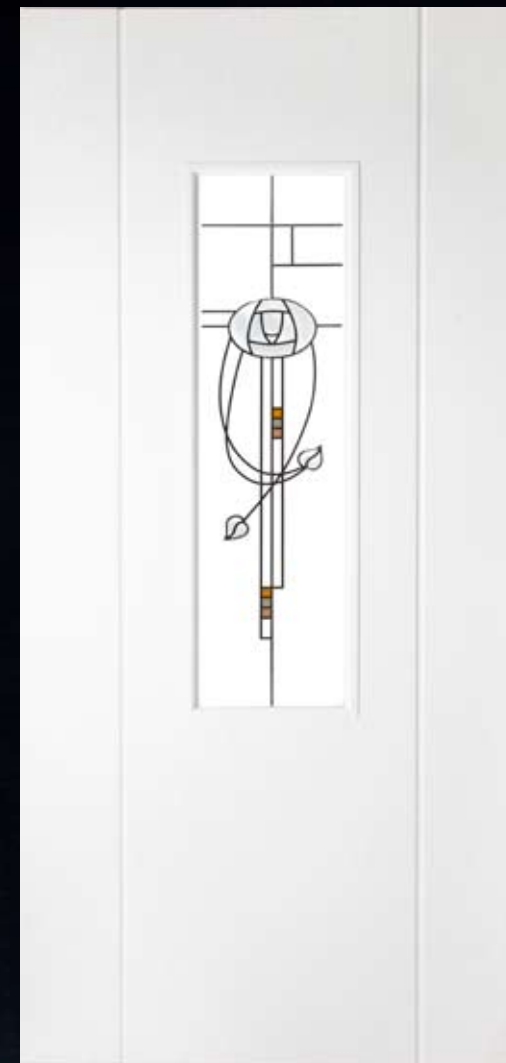
**Contemporary  
Abstract Forfar**

One of our Abstract range of designs. Made using glass bevels, traditional lead and a wide selection of patterned films, these modern designs are proving really popular. Shown using antique lead.



**Contemporary  
Elgin**

A couple of coloured fused tiles (shown in green), on clear glass along with sandblast film and sweeping antique lead lines makes up this futuristic design.



**Contemporary  
Mackintosh Nairn**

Made using lead and glass bevels we have created a simply stunning, modern looking door using the glass influences of the well known glass designer Rennie Mackintosh. Shown with silver lead on clear glass.



# Edwardian

# Elizabethan

# Shaker



**Edwardian  
Mackintosh Paisley**

A classic style Mackintosh design is used to give this door a traditional feel. Shown with gold leadwork and glass bevels on clear glass.

Width Min: 720mm(28<sup>3</sup>/<sub>8</sub>"") Max: 864mm(34")  
Height Min: 1780mm(71") Max: 2070mm(81<sup>1</sup>/<sub>2</sub>"")



**Elizabethan  
Sandblast Carlue**

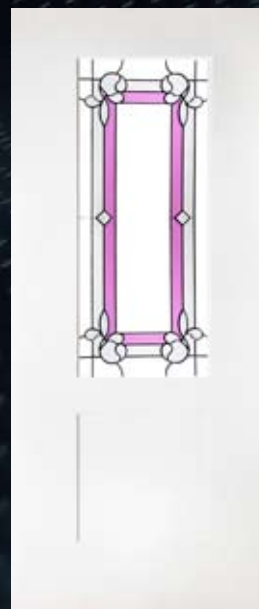
A modern design using the latest in clear fused patterned tiles along with a sandblast pattern. The sandblast lined pattern follows the lines created by the tiles.

Width Min: 610mm(24") Max: 864mm(34")  
Height Min: 1830mm(72") Max: 2070mm(81<sup>1</sup>/<sub>2</sub>"")



**Elizabethan  
Georgian Lead**

A traditional looking style door that is proving very popular. It uses traditional lead to create the required number of squares and is available in the standard lead colours of silver, antique, gold or white. Shown with 12 squares in white lead on Minster glass.



**Shaker  
Glenrothes**

A very attractive design on clear glass showing how colour can be used to enhance the door. A full spectrum of colours are available. This alongside the traditional lead and stunning glass bevels helps to bring this design together.

Width Min: 510mm(20<sup>1</sup>/<sub>16</sub>"") Max: 864mm(34")  
Height Min: 1800mm(71") Max: 2070mm(81<sup>1</sup>/<sub>2</sub>"")



**Shaker  
Sandblast Victorian**

Showing the Victorian design with a traditional antique lead border to complement this period sandblast design.

# Swept Top

# Windsor




**Swept Top  
Ebony Jet**

The design is made up of 3 glass bevels and traditional silver leadwork on clear glass and is set as standard with black film to really enhance the finished door. If required, black film can be changed to suit individual needs.



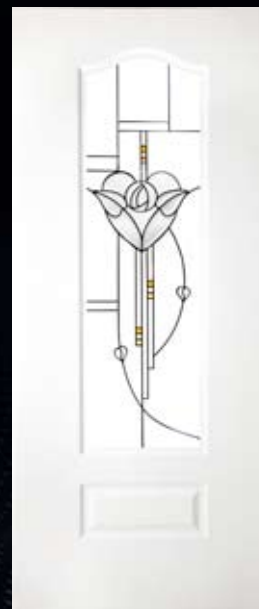
**Swept Top  
Brechin**

A stylish looking dual glazed door. The traditional lead pattern (shown using gold on clear glass) works alongside the glass bevels to create a stunning internal door.



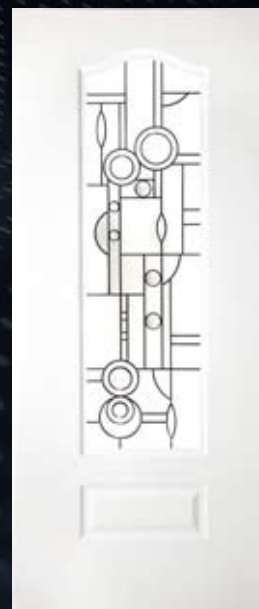
**Swept Top  
Kinross (Blue)**

A coloured fused glass tile is used in the centre alongside a section of sandblast effect film. The design is enhanced with a set of traditional antique lead lines on clear glass.



**Windsor  
Mackintosh  
Greenock**

An innovative Mackintosh design complemented with glass bevels and traditional silver lead on clear glass with patterned and coloured films. Proving very popular as a set of French doors.



**Windsor  
Abstract  
Callendar**

A modern feel to this design. Made on clear glass using traditional antique lead, faceted polished glass jewels and glass bevels along with a wide selection of patterned films.



**Windsor  
Reflection**

A stunning glass bevel design on clear glass with traditional silver lead and a sparkle film to the border.

# Side & Bi-Fold Doors



**Windsor & Windsor Side Panel Reflection**



**Swept Top & Washington Bi-Fold**

## Side Panels & Bi-Fold Doors Are available in...

Windsor, Swept Top, Washington and Grainger style doors. Size limitations apply.

## Windsor Side Panel Reflection

Specifically created to match the Windsor style door, this also works as a Bi-Fold. It is available as a solid or glazed option.

## Washington 3 Panel Door

Our Washington 3 panel door is available from 460mm up to 530mm wide and a max height of 2055mm. Due to the proportionate size of the door the moulding sizes are wider than our normal Washington panel. The mouldings are 300mm wide.

The grain (not shown) is also more pronounced than our normal Washington.

## Swept Top & Washington Bi-Fold

Shown as a Bi-Fold option. Bi-Fold doors can be used with most standard tracks if required at the discretion of the fitter.

## Shaped & unusual sized doors

Depending on size and style most openings can be accommodated. A matching flat panel is a good solution to this problem. Available in White & Beech in our traditional grained skin and White & Ivory in our TIC skin.

# Ironmongery

## All available in Brass & Chrome



### 3" Hinges

Heavy Duty Washer Butt Style.



### Lever on Rose Style Handles

Our standard handle from the Belair Rose range. These handles are spring loaded and have a small back plate.



### Cupboard Door Knob

An attractive but simple cupboard door knob.



### Privacy Lock

Our privacy lock shown in Brass. Mainly used for bathrooms & toilets.



### Escutcheon

Our Key Escutcheon shown in Brass.



### Mortice Lock

Our 3 Lever 2.5 inch mortice lock.

## We also Supply...

Latches, star lock & keys and roller catches.

# Ancillaries

## Available in White & Beech

**Architrave** 70mm x 15mm x 2100mm

**Door Frame** 105mm x 25mm x 2100mm

**Stop Latt** 40mm x 9mm x 2100mm

**Cover Board** 105mm x 9mm x 2100mm

**Skirting Board** 100mm x 15mm x 3050mm

## Available in White only

**Skirting Board** 150mm x 15mm x 3050mm

**Window Board** 225mm x 25mm x 3050mm

## Do You Know... We Supply 30 Minute Fire Doors.

We supply unglazed 30 minute fire rated doors in the Washington, Swept Top and Grainger style door only.

These doors are manufactured to 44mm thick, standard doors being 35mm.

All Fire doors are edgebanded automatically.



**Grainger**





### Showrooms at;

Unit 22 Block 6 North Harbour Trading Estate, North Harbour Road, Ayr KA8 8BN  
Unit 1&2 Rosendale Way, Auchinraith Industrial Estate, Blantyre G72 0JN  
Unit 1/7 Borthwick View, Pentland Industrial Estate, Edinburgh EH20 9QH  
445 Hillington Road, Hillington Park, Glasgow G52 4BL  
Units 6&7 Munro Road, Springkerse Industrial Estate, Stirling FK7 7UU

Tel Enquiries: **0800 328 2228**

Email - **[sales@upvccompany.co.uk](mailto:sales@upvccompany.co.uk)**

**[www.upvcdoorcompany.co.uk](http://www.upvcdoorcompany.co.uk)**



**Arctic™**




**Autumn™**



**Chantilly™**




**Charcoal Sticks™**



**Contora™**



**Cotswold™**



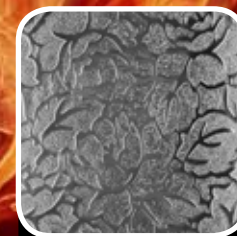
**Digital™**



**Everglade™**



**Flemish™**



**Florielle™**



**Mayflower™**



**Minster™**



**Oak™**



**Pelerine™**



**Stippolyte™**



**Sycamore™**



**Taffeta™**



**Warwick™**